



ARKW

ARK NEXT GENERATION INTERNET ETF



ARK
INVEST

ETFs

WHY INVEST IN ARKW?



Exposure to Innovation: Aims for thematic multi-cap exposure to innovative internet technologies including cloud computing, big data, digital media, e-commerce, blockchain technologies, and the Internet of Things (IoT).



Growth Potential: Aims to capture long-term growth with low correlation of relative returns to traditional growth strategies and negative correlation to value strategies.



Tool for Diversification: Offers a tool for diversification due to little overlap with traditional indices. It can be a complement to traditional value/growth strategies.



Grounded in Research: Combines top-down and bottom-up research in its portfolio management to identify innovative companies and convergence across markets.



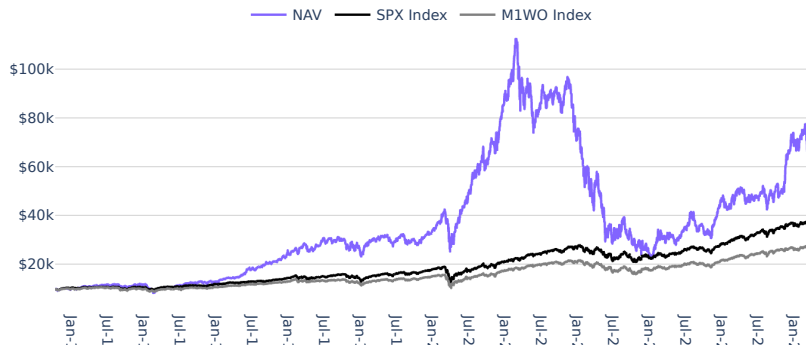
Cost Effective: Provides a lower cost alternative to mutual funds with true active management in an Exchange Traded Fund (ETF) that invests in rapidly moving themes.

FUND DETAILS

As of March 31, 2025

Ticker	ARKW
Type	Active Equity ETF
CUSIP	00214Q401
ISIN	US00214Q4010
Primary Exchange	NYSE Arca
Inception Date	2014-09-30
Expense Ratio	0.82%
Fund AUM	\$1.47 Billion
Advisor	ARK Investment Management LLC
Fund Distributor	Foreside Fund Services, LLC
Number of Holdings	35-55
Weighted Avg. Market Cap.	309 Billion
Median Market Cap.	34 Billion
Active Share (S&P500)	90%

GROWTH OF 10,000 USD SINCE INCEPTION



The line graph represents the cumulative performance of a hypothetical \$10,000 investment. The returns are net of the ETF's expenses but do not reflect the payment of any brokerage commissions or brokerage costs incurred as a result of buying or selling fund shares and do not reflect the deduction of taxes to which an investor would be subject as a result of owning or selling shares of the fund. If they did, the returns would be lower than those shown.

FUND PERFORMANCE

For periods ended March 31, 2025

	1 Month	3 Months	YTD	1 Year	3 Years	5 Years	10 Years	Since Inception
● ARKW NAV	-11.60%	-12.38%	-12.38%	13.64%	2.81%	13.28%	18.23%	18.27%
● ARKW Market Price	-11.57%	-12.33%	-12.33%	13.65%	2.77%	13.34%	18.14%	18.27%
S&P 500 Index [SPX]	-5.63%	-4.27%	-4.27%	8.25%	9.06%	18.59%	12.50%	12.43%
MSCI World Index [MIWO]	-4.45%	-1.79%	-1.79%	7.04%	7.58%	16.13%	9.50%	9.34%

Past performance does not guarantee future results. The performance data quoted represents past performance and current returns may be lower or higher. The investment return and principal will fluctuate so that an investor's shares when redeemed may be worth more or less than the original cost. For the Fund's most recent month end performance, please visit www.ark-funds.com or call 1-800-679-7759. Returns for less than one year are not annualized. Net asset value ("NAV") returns are based on the dollar value of a single share of the ETF, calculated using the value of the underlying assets of the ETF minus its liabilities, divided by the number of shares outstanding. The NAV is typically calculated at 4:00 pm Eastern time on each business day the New York Stock Exchange is open for trading. Market returns are based on the trade price at which shares are bought and sold on the NYSE Arca, Inc. using the last share trade. Market performance does not represent the returns you would receive if you traded shares at other times. Total Return reflects reinvestment of distributions on ex-date for NAV returns and payment date for Market Price returns. The market price of the ETF's shares may differ significantly from their NAV during periods of market volatility.

FUND OBJECTIVE

ARKW is an actively managed ETF that seeks long-term growth of capital by investing under normal circumstances primarily (at least 80% of its assets) in domestic and U.S. exchange traded foreign equity securities of companies that are relevant to the Fund's investment theme of next generation internet. The Adviser believes companies within this ETF are focused on shifting technology infrastructure to the cloud, enabling mobile, internet-based products and services, new payment methods, big data, artificial intelligence, the internet of things, and social media.

TOP 10 HOLDINGS

As of March 31, 2025

	SECURITY NAME	WEIGHT
1	ARK 21Shares Bitcoin ETF	11.1%
2	Tesla Inc	8.3%
3	Roku Inc	6.8%
4	ROBLOX Corp	6.2%
5	Robinhood Markets Inc	5.9%
6	Coinbase Global Inc	5.5%
7	Palantir Technologies Inc	5.3%
8	Meta Platforms Inc	4.8%
9	Shopify Inc	4.2%
10	Block Inc	3.1%
		61.2%

Holdings are subject to change. For current portfolio holdings please download "Fund Holdings" as a CSV or PDF at ark-funds.com. Portfolio holdings should not be considered as investment advice or a recommendation to buy, sell or hold any particular security. The securities identified do not represent all of the securities purchased, sold or recommended for client accounts. It should not be assumed that an investment in the securities identified was or will be profitable.

TECHNOLOGY BREAKDOWN

Next Gen Cloud	24.6%
Intelligent Devices	23.0%
Cryptocurrencies	15.0%
Neural Networks	12.9%
Digital Wallets	12.5%
Autonomous Mobility	8.0%
Smart Contracts	3.1%
Advanced Battery Technologies	0.8%

MARKET CAPITALIZATION

Mega (\$100B+)	33.2%
Large (\$10 - \$100B)	45.3%
Medium (\$2 - \$10B)	17.4%
Small (\$300M - \$2B)	3.4%
Micro (\$50 - \$300M)	0.7%

SECTOR BREAKDOWN

Information Technology	29.3%
Communication Services	25.2%
Consumer Discretionary	16.5%
Financials	15.9%

GEOGRAPHIC BREAKDOWN

North America	92.4%
Western Europe	4.3%
South & Central America	1.7%
Asia Pacific	1.6%

Holdings are subject to change. The Technology Breakdown is based on ARK's internal thematic research elements and portfolio company classification. Geographic Breakdown relates principally to the domicile of the issuers of the securities held in the ETF. Sector Breakdown is based on the Bloomberg Industry Classification System (BICS).

Before investing you should carefully consider the Fund's investment objectives, risks, charges and expenses. This and other information is in the prospectus and summary prospectus, a copy of which may be obtained by visiting www.ark-funds.com. Please read the prospectus and summary prospectus carefully before you invest.

The principal risks of investing in the ARKW include: **Equity Securities Risk.** The value of the equity securities the Fund holds may fall due to general market and economic conditions. **Foreign Securities Risk.** Investments in the securities of foreign issuers involve risks beyond those associated with investments in U.S. securities. **Information Technology Sector Risk.** Information technology companies face intense competition, both domestically and internationally, which may have an adverse effect on profit margins. **Cryptocurrency Risk.** Cryptocurrency (notably, bitcoin), often referred to as "virtual currency" or "digital currency", operates as a decentralized, peer-to-peer financial exchange and value storage that is used like money. The Fund may have exposure to bitcoin, a cryptocurrency, indirectly through an investment in the Bitcoin Investment Trust ("GBTC"), a privately offered, open-end investment vehicle. Cryptocurrency operates without central authority or banks and is not backed by any government. Even indirectly, cryptocurrencies may experience very high volatility and related investment vehicles like GBTC may be affected by such volatility. As a result of holding cryptocurrency, the Fund may also trade at a significant premium to NAV. Cryptocurrency is also not legal tender. Federal, state or foreign governments may restrict the use and exchange of cryptocurrency, and regulation in the U.S. is still developing. Cryptocurrency exchanges may stop operating or permanently shut down due to fraud, technical glitches, hackers or malware. Detailed information regarding the specific risks of ARKW ETF can be found in the prospectus. Additional risks of investing in ARKW include Communications Services Sector Risk, Consumer Discretionary Sector Risk, equity, market, management and non-diversification risks, as well as fluctuations in market value and NAV. An investment in an ETF is subject to risks and you can lose money on your investment in an ETF. There can be no assurance that the ETF will achieve its investment objective. The ETF's portfolio is more volatile than broad market averages. Shares of ARKW are bought and sold at market price (not NAV) and are not individually redeemed from the ETF. ETF shares may only be redeemed directly with the ETF at NAV by Authorized Participants, in very large creation units. There can be no guarantee that an active trading market for ETF shares will develop or be maintained, or that their listing will continue or remain unchanged. Buying or selling ETF shares on an exchange may require the payment of brokerage commissions and frequent trading may incur brokerage costs that detract significantly from investment returns.

The Fund's exposure to cryptocurrency may change over time and, accordingly, such exposure may not always be represented in the Fund's portfolio. Many significant aspects of the U.S. federal income tax treatment of investments in bitcoin are uncertain and an investment in bitcoin may produce income that is not treated as qualifying income for purposes of the income test applicable to regulated investment companies, such as the Fund. GBTC is expected to be treated as a grantor trust for U.S. federal income tax purposes, and therefore an investment by the Fund in GBTC will generally be treated as a direct investment in bitcoin for such purposes. See "Taxes" in the Fund's SAI for more information.

Index Descriptions: The S&P 500® Index is a widely recognized capitalization-weighted index that measures the performance of the large-capitalization sector of the U.S. stock market. The MSCI World Index represents large and mid-cap equity performance across 23 developed markets countries. Returns shown for the MSCI World Index are net of foreign withholding taxes applicable to U.S. investors. Securities in the ETF's portfolio will not match those in any index. The ETF is benchmark agnostic and corresponding portfolios may have significant non-correlation to any index. Index returns are generally provided as an overall market indicator. You cannot invest directly in an index. Although reinvestment of dividend and interest payments is assumed, no expenses are netted against an index's returns. Index performance information was furnished by sources deemed reliable and is believed to be accurate, however, no warranty or representation is made as to the accuracy thereof and the information is subject to correction.

Glossary: **Active Share** is a measure of the percentage of stock holdings in a manager's portfolio that differ from the benchmark index. **Value Strategy:** Traditional value investing is an investment strategy where stocks are selected that trade for less than their intrinsic values. **Growth Strategy:** Traditional growth investing is an investment strategy that focuses on stocks, whose earnings are expected to grow at an above-average rate compared to its industry or the overall market. **Correlation:** The degree to which two strategies move in relation to each other.

Foreside Fund Services LLC, distributor.

NOT FDIC INSURED - NO BANK GUARANTEE - MAY LOSE VALUE



REASONS TO CONSIDER



High Growth Potential

In a connected world, the proliferation of Internet of Things (IoT) devices is poised to grow. Global IoT devices likely to top 18.8B in 2024 and grow to about 34.7B by 2028.^{(1),(2)}



Structural Tailwinds

The realm of internet-enabled devices continues to expand to new categories, allowing manufacturers to monitor and service products via software upgrades.



Unconstrained Approach

The IoT spans multiple segments, and its most innovative companies include both household names and newcomers. SNSR invests accordingly, without regard for sector or geography.

KEY INFORMATION

Inception Date	09/12/2016
Underlying Index	Indxx Global Internet of Things Thematic Index
Number of Holdings	54
Assets Under Management	\$229.80 mil
Total Expense Ratio	0.68%
Distribution Frequency	Semi-Annually

TRADING DETAILS

Ticker	SNSR
CUSIP	37954Y780
Exchange	NASDAQ
Bloomberg IOPV Ticker	SNSRIV
Index Ticker	ISNSRNT

PERFORMANCE (%)

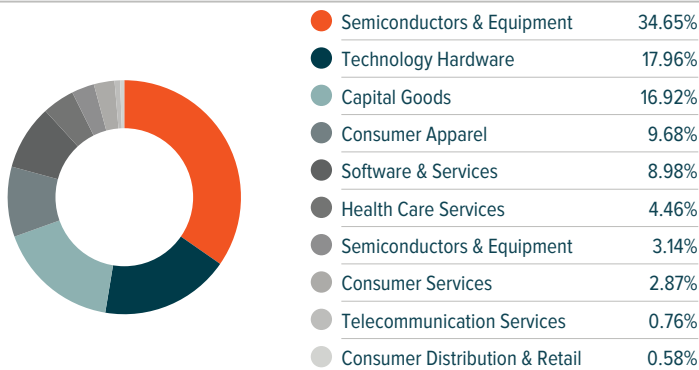
	1M	YTD	1Y	3Y	5Y	Since Inception
NAV	-0.33%	3.55%	2.89%	3.61%	11.35%	11.80%
Market Price	-0.42%	2.98%	2.32%	3.62%	11.20%	11.73%
Index	-0.30%	3.66%	3.53%	4.09%	11.86%	12.22%

TOP 10 HOLDINGS (%) *Holdings Subject to Change*

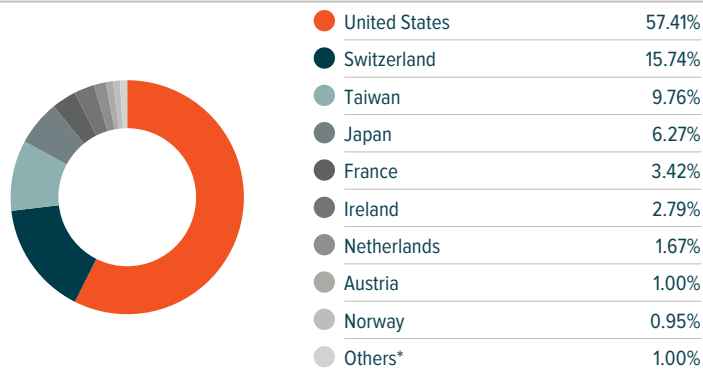
Garmin Ltd	9.68%	Samsara Inc-cl A	3.65%
Renesas Electronics Corp	5.79%	Lattice Semicond	3.47%
Dexcom Inc	4.46%	Stmicroelectronics Nv	3.17%
Advantech Co Ltd	4.29%	Adt Inc	2.87%
Skyworks Solutions Inc	3.69%	Johnson Controls	2.79%

The performance data quoted represents past performance and does not guarantee future results. Investment return and principal value of an investment will fluctuate so that an investor's shares, when sold or redeemed, may be worth more or less than their original cost. Current performance may be higher or lower than the performance quoted. High short-term performance, when observed, is unusual and investors should not expect such performance to be repeated. Returns for periods greater than one year are annualized. [Click here for standard performance as of the most recent quarter-end.](#)

INDUSTRY BREAKDOWN (%)



COUNTRY BREAKDOWN (%)



* Britain 0.51%, Canada 0.49%

All Sector, Industry and Geographic breakdowns, where provided, are based on equity positions held by the ETF and exclude cash, currencies, and other holdings.



DEFINITIONS

Indxx Global Internet of Things Thematic Index

The Indxx Global Internet of Things Thematic Index seeks to invest in companies that stand to potentially benefit from the broader adoption of the Internet of Things (IoT). This includes the development and manufacturing of semiconductors and sensors, integrated products and solutions, and applications serving smart grids, smart homes, connected cars, and the industrial internet.

(1) IoT Analytics, Sep 2024

(2) Ericsson, Nov 2023

Investing involves risk, including the possible loss of principal. The investable universe of companies in which SNSR may invest may be limited. The Fund invests in securities of companies engaged in Information Technology which can be affected by rapid product obsolescence, and intense industry competition. International investments may involve risk of capital loss from unfavorable fluctuation in currency values, from differences in generally accepted accounting principles or from social, economic or political instability in other nations. SNSR is non-diversified. The information provided is not intended for trading purposes, and should not be considered investment advice.

Carefully consider the Fund's investment objectives, risk factors, charges, and expenses before investing. This and additional information can be found in the Fund's full or summary prospectus, which may be obtained by calling 1.888.493.8631, or by visiting globalxetfs.com. Please read the prospectus carefully before investing.

Shares of ETFs are bought and sold at market price (not NAV) and are not individually redeemed from the Fund. Brokerage commissions will reduce returns. Beginning October 15, 2020, market price returns are based on the official closing price of an ETF share or, if the official closing price isn't available, the midpoint between the national best bid and national best offer ("NBBO") as of the time the ETF calculates current NAV per share. Prior to October 15, 2020, market price returns were based on the midpoint between the Bid and Ask price. NAVs are calculated using prices as of 4:00 PM Eastern Time. The returns shown do not represent the returns you would receive if you traded shares at other times. Indices are unmanaged and do not include the effect of fees, expenses or sales charges. One cannot invest directly in an index.

Global X Management Company LLC serves as an advisor to the Global X Funds. The Funds are distributed by SEI Investments Distribution Co. (SIDCO, 1 Freedom Valley Drive, Oaks, PA, 19456), which is not affiliated with Global X Management Company LLC or Mirae Asset Global Investments. Global X Funds are not sponsored, endorsed, issued, sold or promoted by Indxx, nor does Indxx make any representations regarding the advisability of investing in the Global X Funds. Neither SIDCO, Global X nor Mirae Asset Global Investments are affiliated with Indxx.