



ARKK

ARK INNOVATION ETF



ARK
INVEST

ETFs

WHY INVEST IN ARKK?



Exposure to Innovation: Aims for thematic multi-cap exposure to innovation across sectors. ARK believes the securities held in ARKK present the best risk-reward opportunities from ARK's innovation-based themes.



Growth Potential: Aims to capture long-term growth with low correlation or relative returns to traditional growth strategies and negative correlation to value strategies.



Tool for Diversification: Offers a tool for diversification due to little overlap with traditional indices. It can be a complement to traditional value/growth strategies.



Grounded in Research: Combines top-down and bottom-up research in its portfolio management to identify innovative companies and convergence across markets.



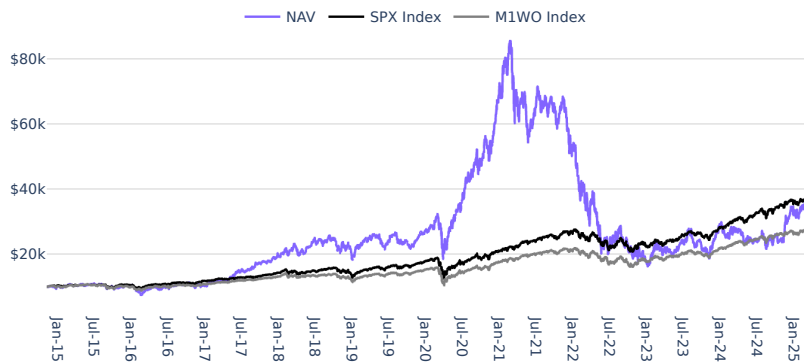
Cost Effective: Provides a lower cost alternative to mutual funds with true active management in an Exchange Traded Fund (ETF) that invests in rapidly moving themes.

FUND DETAILS

As of March 31, 2025

Ticker	ARKK
Type	Active Equity ETF
CUSIP	00214Q104
ISIN	US00214Q1040
Primary Exchange	NYSE Arca
Inception Date	2014-10-31
Expense Ratio	0.75%
Fund AUM	\$4.96 Billion
Advisor	ARK Investment Management LLC
Fund Distributor	Foreside Fund Services, LLC
Number of Holdings	35-55
Weighted Avg. Market Cap.	214 Billion
Median Market Cap.	12 Billion
Active Share (S&P500)	93%

GROWTH OF 10,000 USD SINCE INCEPTION



The line graph represents the cumulative performance of a hypothetical \$10,000 investment. The returns are net of the ETF's expenses but do not reflect the payment of any brokerage commissions or brokerage costs incurred as a result of buying or selling fund shares and do not reflect the deduction of taxes to which an investor would be subject as a result of owning or selling shares of the fund. If they did, the returns would be lower than those shown.

FUND PERFORMANCE

For periods ended March 31, 2025

	1 Month	3 Months	YTD	1 Year	3 Years	5 Years	10 Years	Since Inception
ARKK NAV	-14.59%	-16.32%	-16.32%	-5.10%	-10.50%	1.99%	9.70%	9.66%
ARKK Market Price	-14.48%	-16.19%	-16.19%	-4.99%	-10.47%	2.08%	9.65%	9.68%
S&P 500 Index [SPX]	-5.63%	-4.27%	-4.27%	8.25%	9.06%	18.59%	12.50%	12.43%
MSCI World Index [MIWO]	-4.45%	-1.79%	-1.79%	7.04%	7.58%	16.13%	9.50%	9.49%

Past performance does not guarantee future results. The performance data quoted represents past performance and current returns may be lower or higher. The investment return and principal will fluctuate so that an investor's shares when redeemed may be worth more or less than the original cost. For the Fund's most recent month end performance, please visit www.ark-funds.com or call 1-800-679-7759. Returns for less than one year are not annualized. Net asset value ("NAV") returns are based on the dollar value of a single share of the ETF, calculated using the value of the underlying assets of the ETF minus its liabilities, divided by the number of shares outstanding. The NAV is typically calculated at 4:00 pm Eastern time on each business day the New York Stock Exchange is open for trading. Market returns are based on the trade price at which shares are bought and sold on the NYSE Arca, Inc. using the last share trade. Market performance does not represent the returns you would receive if you traded shares at other times. Total Return reflects reinvestment of distributions on ex-date for NAV returns and payment date for Market Price returns. The market price of the ETF's shares may differ significantly from their NAV during periods of market volatility.

FUND OBJECTIVE

ARKK is an actively managed Exchange Traded Fund (ETF) that seeks long-term growth of capital. It seeks to achieve this investment objective by investing under normal circumstances primarily (at least 65% of its assets) in domestic and foreign equity securities of companies that are relevant to ARKK's investment theme of disruptive innovation. ARK defines "disruptive innovation" as the introduction of a technologically enabled new product or service that potentially changes the way the world works.

TOP 10 HOLDINGS

As of March 31, 2025

	SECURITY NAME	WEIGHT
1	Tesla Inc	11.8%
2	Roku Inc	8.6%
3	ROBLOX Corp	7.1%
4	Coinbase Global Inc	6.9%
5	Palantir Technologies Inc	6.3%
6	Tempus AI Inc	5.0%
7	CRISPR Therapeutics AG	4.9%
8	Shopify Inc	4.8%
9	Robinhood Markets Inc	4.8%
10	Twist Bioscience Corp	2.8%
		63.1%

Holdings are subject to change. For current portfolio holdings please download "Fund Holdings" as a CSV or PDF at ark-funds.com. Portfolio holdings should not be considered as investment advice or a recommendation to buy, sell or hold any particular security. The securities identified do not represent all of the securities purchased, sold or recommended for client accounts. It should not be assumed that an investment in the securities identified was or will be profitable.

TECHNOLOGY BREAKDOWN

Intelligent Devices	19.4%
Next Gen Cloud	15.2%
Autonomous Mobility	12.2%
Neural Networks	10.1%
Digital Wallets	9.8%
Multiomic Technologies	8.9%
Precision Therapies	8.9%
Cryptocurrencies	4.0%
Advanced Battery Technologies	3.5%
Smart Contracts	3.1%
Programmable Biology	2.8%
Humanoid Robots	2.1%

MARKET CAPITALIZATION

Mega (\$100B+)	30.5%
Large (\$10 - \$100B)	38.9%
Medium (\$2 - \$10B)	22.0%
Small (\$300M - \$2B)	8.0%
Micro (\$50 - \$300M)	0.3%

SECTOR BREAKDOWN

Health Care	24.3%
Communication Services	22.1%
Information Technology	19.6%
Consumer Discretionary	15.9%
Financials	14.2%
Industrials	3.6%

GEOGRAPHIC BREAKDOWN

North America	95.1%
Western Europe	4.9%

Holdings are subject to change. The Technology Breakdown is based on ARK's internal thematic research elements and portfolio company classification. Geographic Breakdown relates principally to the domicile of the issuers of the securities held in the ETF. Sector Breakdown is based on the Bloomberg Industry Classification System (BICS).

Before investing you should carefully consider the Fund's investment objectives, risks, charges and expenses. This and other information is in the prospectus and summary prospectus, a copy of which may be obtained by visiting www.ark-funds.com. Please read the prospectus and summary prospectus carefully before you invest.

The principal risks of investing in the ARKK include: **Equity Securities Risk.** The value of the equity securities the Fund holds may fall due to general market and economic conditions. **Foreign Securities Risk.** Investments in the securities of foreign issuers involve risks beyond those associated with investments in U.S. securities. **Health Care Sector Risk.** The health care sector may be adversely affected by government regulations and government health care programs. **Communications Sector Risk.** Companies in this sector may be adversely affected by potential obsolescence of products/services, pricing competition, research and development costs, substantial capital requirements and government regulation. **Information Technology Sector Risk.** Information technology companies face intense competition, both domestically and internationally, which may have an adverse effect on profit margins. Detailed information regarding the specific risks of ARKK ETF can be found in the prospectus. Additional risks of investing in ARKK include equity, market, management and non-diversification risks, as well as fluctuations in market value and NAV. An investment in an ETF is subject to risks and you can lose money on your investment in an ETF. There can be no assurance that the ETF will achieve its investment objective. The ETF's portfolio is more volatile than broad market averages. Shares of ARKK are bought and sold at market price (not NAV) and are not individually redeemed from the ETF. ETF shares may only be redeemed directly with the ETF at NAV by Authorized Participants, in very large creation units. There can be no guarantee that an active trading market for ETF shares will develop or be maintained, or that their listing will continue or remain unchanged. Buying or selling ETF shares on an exchange may require the payment of brokerage commissions and frequent trading may incur brokerage costs that detract significantly from investment returns.

Index Descriptions: The S&P 500® Index is a widely recognized capitalization-weighted index that measures the performance of the large-capitalization sector of the U.S. stock market. The MSCI World Index represents large and mid-cap equity performance across 23 developed markets countries. Returns shown for the MSCI World Index are net of foreign withholding taxes applicable to U.S. investors. Securities in the ETF's portfolio will not match those in any index. The ETF is benchmark agnostic and corresponding portfolios may have significant noncorrelation to any index. Index returns are generally provided as an overall market indicator. You cannot invest directly in an index. Although reinvestment of dividend and interest payments is assumed, no expenses are netted against an index's returns. Index performance information was furnished by sources deemed reliable and is believed to be accurate, however, no warranty or representation is made as to the accuracy thereof and the information is subject to correction.

Glossary: **Active Share** is a measure of the percentage of stock holdings in a manager's portfolio that differ from the benchmark index. **Value Strategy:** Traditional value investing is an investment strategy where stocks are selected that trade for less than their intrinsic values. **Growth Strategy:** Traditional growth investing is an investment strategy that focuses on stocks, whose earnings are expected to grow at an above-average rate compared to its industry or the overall market. **Correlation:** The degree to which two strategies move in relation to each other.

Foreside Fund Services LLC, distributor.

NOT FDIC INSURED - NO BANK GUARANTEE - MAY LOSE VALUE



ITEK | IE00BDDRF700

HAN-GINS Tech Megatrend Equal Weight UCITS ETF

Reasons to Invest



Exposure to global megatrends

Uses a transparent rules-based index to capture disruptive global companies that are leading technology innovation in the exciting megatrends of our time including genomics, blockchain and digital entertainment.



No over-exposure to FAANGS

ITEK avoids concentration in larger stocks e.g. FAANGs (Facebook, Amazon, Apple, Netflix, Google) by using a double diversification approach, allocating equal weight to each theme then equal weighting constituents within.



Equal weight exposure to global companies

ITEK's constituents are not limited to one region or country, giving global coverage and access to smaller, global companies to better contribute to ITEK's performance.

Product Objectives

HAN-GINS Tech Megatrend Equal Weight UCITS ETF (ITEK) seeks to provide exposure to the disruptive technology companies in "Industry 4.0" that are changing the world through global megatrends. The tech megatrend ETF provides equal weight access to companies that are driving innovation in eight sub-sectors including Robotics & Automation, Cloud Computing & Big Data, Cyber Security, Future Cars, Genomics, Social Media, Blockchain and Digital Entertainment.

Key Risks

The value of equities and equity-related securities can be affected by daily stock and currency market movements. Emerging frontier markets are subject to greater market volatility than developed markets. Investors; capital is fully at risk and investors may not get back the amount originally invested.

Key Information

Inception Date	05.10.2018
Asset Class	Equities
Base Currency	USD
Number of Holdings	120
TER	59 bps
Replication Style	Physical
Domicile	Ireland
Net Assets of Product	\$86,628,780
Income Treatment	Accumulating
SFDR Classification	Article 8

Index

Index	Solactive Innovative Technologies Index
Rebalance Frequency	Semi Annual
Index Ticker	SOLITEK
Index Dividend Yield (Est)	0.81%

Fund Structure

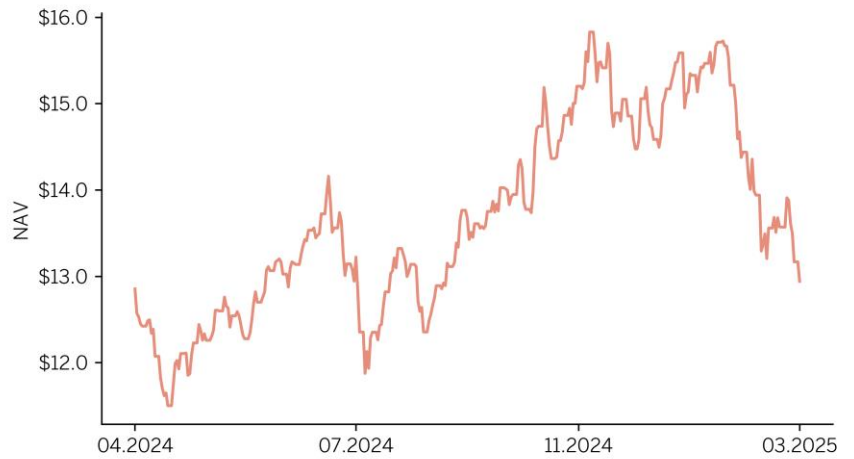
UCITS Eligible	Yes
ISA Eligible	Yes
SIPP Eligible	Yes
UK Fund Reporting Status	Yes

Trading Information

Exchange	Ticker	RIC	SEDOL	CCY	Listing Date
LSE	ITEK LN	ITEK.L	BYVJ8Y3	\$	10.10.2018
LSE	ITEP LN	ITEP.L	BYVJ9D9	£	10.10.2018
Xetra	T3KE GY	T3KE.DE	BFX38M8	€	11.10.2018
Borsa Italiana	ITEK IM	ITEK.MI	BFX1C86	€	11.10.2018
SIX	ITEK SE	ITEK.S	BMYC3T5	₣	02.06.2020
BMV	ITEKN MF	NA	BMZQDL8	MX\$	15.03.2022
Euronext Paris	ITEK FP	ITEP.PA	BN470L8	€	09.12.2021

Performance Breakdown

	ITEK (Fund)	SOLITEK (Index)
1M	-10.37%	-10.34%
3M	-10.60%	-10.74%
6M	-5.35%	-5.42%
YTD	-10.60%	-10.74%
1yr	0.68%	0.96%
3yr	-1.34%	0.20%
Since Inception (05.10.2018)	66.56%	70.64%

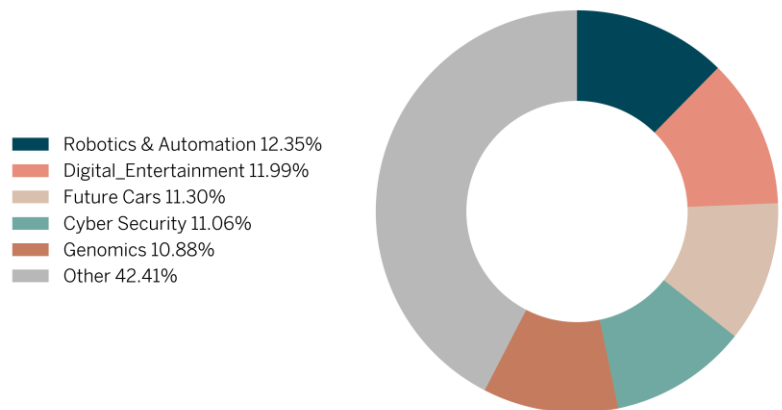


Source: HANetf, data as of 31.03.2025. Please note that all performance figures are showing net data. Performance before inception is based on back-tested data. Back-testing is the process of evaluating an investment strategy by applying it to historical data to simulate what the performance of such a strategy would have been. Back-tested data does not represent actual performance and should not be interpreted as an indication of actual or future performance. Past performance for the index is in USD. Past performance is not an indicator for future results and should not be the sole factor of consideration when selecting a product. Investors should read the prospectus of the Issuer ("Prospectus") before investing and should refer to the section of the Prospectus entitled "Risk Factors" for further details of risks associated with an investment in this product. If fund is less than 12 months old, YTD field will be calculated since inception. When you invest in ETFs your capital is at risk.

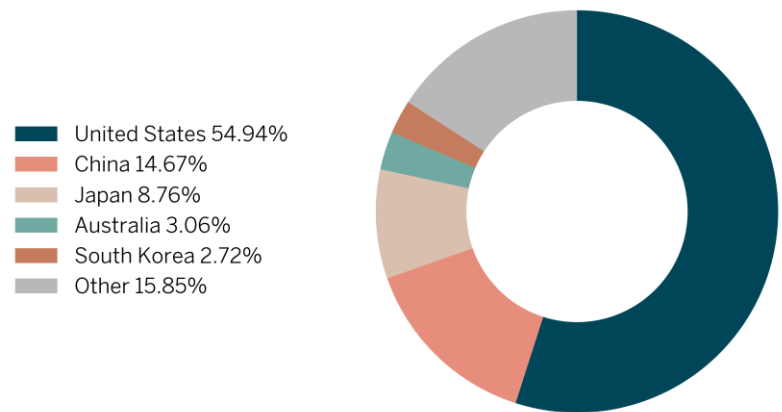
Holdings Breakdown

Top 10 Holdings	Weight
HANSOH PHARMACEUTICAL GROUP	1.25%
OKTA INC	1.07%
MEITU INC	1.06%
TENCENT MUSIC	1.04%
BAIDU INC-CLASS A	0.99%
BYD CO LTD-H	0.97%
RIVIAN AUTOMOTIVE INC-A	0.97%
LG CHEM LTD COMMON STOCK	0.96%
CHECK POINT SOFTWARE TECH	0.95%
BC TECHNOLOGY GROUP LTD	0.94%
NETEASE INC	0.94%
BRISTOL-MYERS SQUIBB CO	0.94%
Sum of Top 10	12.08%

Sector Breakdown



Regional Exposure



Partner



HAN-GINS Tech Megatrend Equal Weight UCITS ETF has been developed by HANetf and Gins Global Investment Management, a multi-billion dollar asset management company founded in 2000 with operations in North America, Africa, Middle East and Asia-Pacific. www.ginsglobal.com

About HANetf

HANetf is an independent exchange traded product (ETP) provider, working with asset management companies to bring differentiated, modern, and innovative exposures to European investors. Via our white-label platform, we provide a complete operational, regulatory, distribution and marketing solution for asset managers around the globe to launch and manage UCITS ETFs and ETCs.

IMPORTANT INFORMATION This factsheet is approved for professional use only.

Communications issued in the European Economic Area (“EEA”)

The content in this document is issued and approved by HANetf EU Limited (“HANetf EU”). HANetf EU is authorised and regulated by the Central Bank of Ireland. HANetf EU is registered in Ireland with registration number 728832.

Communications issued in the UK

The content in this document is issued and approved by HANetf Limited, an Appointed Representative of Privium Fund Management (UK) Limited (“Privium”), which is authorised and regulated by the Financial Conduct Authority. The registered office of Privium is The Shard, 24th Floor, 32 London Bridge Street, London, SE1 9SG

This communication has been prepared for professional investors, but the ETCs and ETFs set out in this communication (“Products”) may be available in some jurisdictions to any investors. Please check with your broker or intermediary that the relevant Product is available in your jurisdiction and suitable for your investment profile.

Past performance is not a reliable indicator of future performance. The price of the Products may vary and they do not offer a fixed income. This document may contain forward looking statements including statements regarding our belief or current expectations with regards to the performance of certain assets classes. Forward looking statements are subject to certain risks, uncertainties and assumptions. There can be no assurance that such statements will be accurate and actual results could differ materially from those anticipated in such statements. Therefore, readers are cautioned not to place undue reliance on these forward-looking statements. The content of this document is for information purposes and for your internal use only, and does not constitute an investment advice, recommendation, investment research or an offer for sale nor a solicitation of an offer to buy any Product or make any investment.

An investment in an exchange traded product is dependent on the performance of the underlying asset class, less costs, but it is not expected to track that performance exactly. The Products involve numerous risks including among others, general market risks relating to underlying adverse price movements in an Index (for ETFs) or underlying asset class and currency, liquidity, operational, legal and regulatory risks. In addition, in relation to Cryptocurrency ETCs, these are highly volatile digital assets and performance is unpredictable.

The information contained on this document is not, and under no circumstances is to be construed as, an advertisement or any other step in furtherance of a public offering of securities in the United States or any province or territory thereof, where none of the Issuers (as defined below) or their Products are authorised or registered for distribution and where no prospectus of any of the Issuers has been filed with any securities commission or regulatory authority. No document or information on this document should be taken, transmitted or distributed (directly or indirectly) into the United States. None of the Issuers, nor any securities issued by it, have been or will be registered under the United States Securities Act of 1933 or the Investment Company Act of 1940 or qualified under any applicable state securities statutes.

The Issuers:

1. HANetf ICAV and HANetf ICAV II are open-ended Irish collective asset management vehicles and are the issuers of the ETFs under the terms in the relevant Prospectuses and relevant Supplements for each ETF approved by the Central Bank of Ireland (“CBI”) (each an “ETF Prospectus” and together the “ETF Prospectuses”). Investors should read the current version of the relevant ETF Prospectus before investing and should refer to the section of the relevant ETF Prospectus entitled ‘Risk Factors’ for further details of risks associated with an investment in the ETFs. Any decision to invest should be based on the information contained in the ETF Prospectuses.

2. HANetf ETC Securities plc, a public limited company incorporated in Ireland, issuing under the terms in the Base Prospectus approved by the Central Bank of Ireland and the final terms of the relevant series (“ETC Securities Documentation”) is the issuer of the precious metals ETCs. Investors should read the latest version of the ETC Securities Documentation before investing and should refer to the section of the Base Prospectus entitled ‘Risk Factors’ for further details of risks associated with an investment in the ETCs. Any decision to invest should be based on the information contained in the ETC Securities Documentation.

3. Bitwise Europe GmbH, a limited liability company incorporated under the laws of the Federal Republic of Germany, issuing under the terms in the Prospectus approved by the Bundesanstalt für Finanzdienstleistungsaufsicht (“BaFin”) and the final terms (“Cryptocurrency Prospectus”) is the issuer of the ETCM ETCs. Investors should read the latest version of the Cryptocurrency Prospectus before investing and should refer to the section of the Cryptocurrency Prospectus entitled ‘Risk Factors’ for further details of risks associated with an investment in the ETCs contained in the Cryptocurrency Prospectus. Any decision to invest should be based on the information contained in the Cryptocurrency Prospectus.

4. HANetf Multi-Asset ETC Issuer plc, a public company incorporated in Jersey, issuing under the terms in the Base Prospectuses approved by the Swedish Financial Supervisory Authority (Sw. Finansinspektionen) (the “SFSA”), the United Kingdom Financial Conduct Authority (“FCA”) and the final terms of the relevant series (“Multi-Asset ETC Securities Documentation”) is the issuer of ETCs linked to and secured by various underlying assets. Investors should read the latest version of the ETC Securities Documentation before investing and should refer to the section of the relevant Base Prospectus entitled ‘Risk Factors’ for further details of risks associated with an investment in the ETCs. Any decision to invest should be based on the information contained in the ETC Securities Documentation.

The relevant ETF Prospectuses, ETC Securities Documentation, Multi-Asset ETC Securities Documentation and Cryptocurrency Prospectus can all be downloaded from www.hanetf.com.

The decision and amount to invest in any Product should take into consideration your specific circumstances after seeking independent investment, tax and legal advice. We do not control and are not responsible for the content of third-party websites. We believe the information in this document is based on reliable sources, but its accuracy cannot be guaranteed. The views expressed are the views of HANetf at time of publication and may change. Neither Privium nor HANetf is liable for any losses relating to the accuracy, completeness or use of information in this communication, including any consequential loss.

FOR SWISS INVESTORS ONLY: The Fund has appointed as Swiss Representative Waystone Fund Services (Switzerland) SA, Av. Villamont 17, 1005 Lausanne, Switzerland, Tel: +41 21 311 17 77, email: switzerland@waystone.com. The Fund's Swiss paying agent is Helvetische Bank AG. The Prospectus, the Key Investor Information Documents, the Instrument of Incorporation as well as the annual and semi-annual reports may be obtained free of charge from the Swiss Representative in Lausanne. The issue and redemption prices are published at each issue and redemption on www.fundinfo.com